

Elite Fixed Wall Mount

The Elite fixed wall mount offers high security and durability in a sleek and stylish casing. Featuring a 4 point lock and a strong coated metal faceplate to protect your iPad or android tablet.



Contents

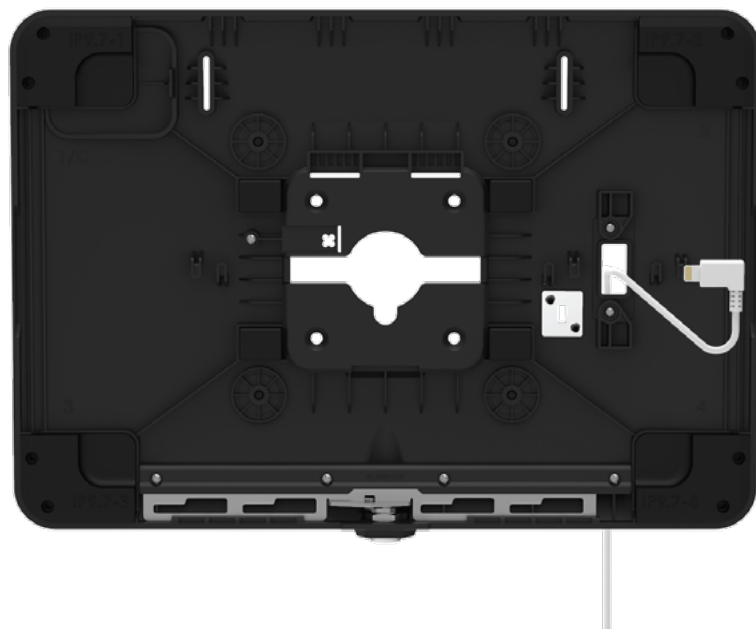
- 4 Point Lock 3
- Cable Management Options 4
- Case Accessories 5
- Recommended Positioning 6
- Custom Branding Solutions.....7
- Pre-Assembled 8
- Supported Tablets 9
- Specifications10



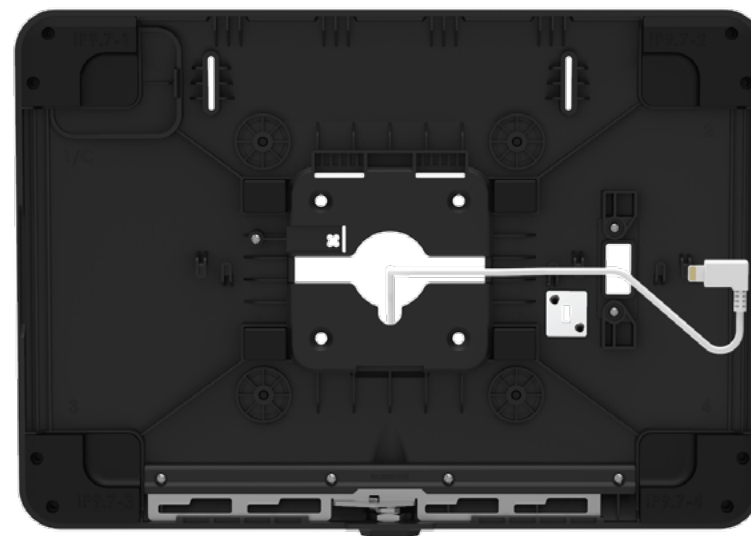
4 Point Lock

The Elite tablet enclosure features a lockable faceplate that secures with a barrel key and four-point lock for ultimate security.

Cable Management Options



Cable Cut Out



Mounting Surface

Case Accessories



Cable Cut Out



Cable Lock Port



Camera Cut Out



Recommended height for the Elite Fixed Wall Mount

51.2" - 59" (130 - 150 cm)

Custom Branding Solutions

Add your logo on the Elite Fixed Evo Wall Mount with a silk-screen finish on our powder coated molded metal bases or on the front facing display.



Supported Tablets



iPad 10.9" 10th Generation

iPad 10.2" 7th, 8th & 9th Generation

iPad Pro 11"

iPad Pro 13"

iPad Pro 12.9" 3rd, 4th, 5th & 6th Generation

iPad Pro 11" 1st, 2nd & 3rd Generation

iPad Pro 9.7"

Pad Air 11"

iPad Air 13"

iPad Air 10.9" 4th & 5th Generation

iPad Air 9.7" 2nd Generation

SAMSUNG

Galaxy Tab A7 10.4"

Galaxy Tab A8 10.5"


Galaxy Tab S7, S8 & S9 11"

Galaxy Tab S7+, S8+ & S9+ 12.4"



Surface Pro 13" 8th & 9th Generation

Specifications



— w —



— d —

Elite Holder

w - 11.69" (297mm)

h - 8.27" (210mm)

d - 1.31" (33.5mm)

Large Elite Holder

w - 12.99" (330mm)

h - 10.24" (260mm)

d - 1.31" (33.5mm)